鲲羽生物
SPATIAL FISH



π-FISH rainbow™
RNA原位检测探针试剂盒

所见即所得 彩虹FISH新选择

基因表达定位分析

单细胞测序空间验证

临床病理分子检测

技术介绍

TECHNOLOGY INTRODUCTION

π-FISH rainbow是基于**分支放大(Branch-DNA,bDNA)原理**自主研发的一种新型RNA FISH技术，通过独特的杂交探针设计和信号放大系统，实现**单分子、单细胞精度**的RNA原位检测，可为**基础科研与临床检测**提供探针试剂盒和定制化整体解决方案。

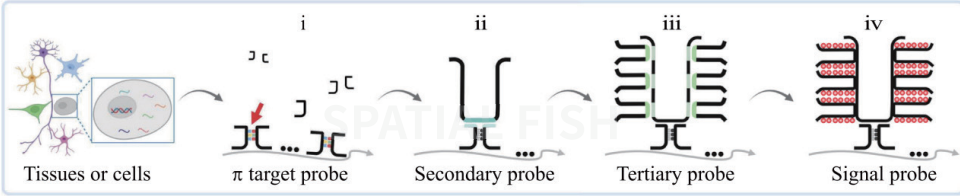

π-FISH rainbow凭借其独特的π字形杂交探针设计，一方面可以保证靶标杂交的特异性，另一方面可以为后续的分支放大提供更加稳定的支撑结构，同时结合U型放大系统，实现上千倍的信号放大，从而使其具有更好的特异性和更高的灵敏度；此外可覆盖多种样品类型，兼容多种发光成像方式，支持个性化定制和通道自由组合。致力于打造高品质国产自主RNA FISH探针试剂盒，服务基础科研，助力精准医疗。

文章链接： https://www.nature.com/articles/s41467-023-36137-4

文章二维码：

技术优势

TECHNICAL ADVANTAGES

产品特点

PRODUCT FEATURES

兼容多种样品类型

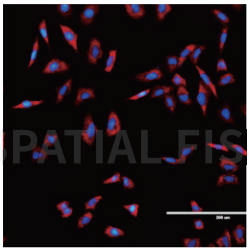

培养细胞样品

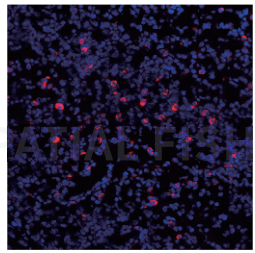

冰冻切片样品

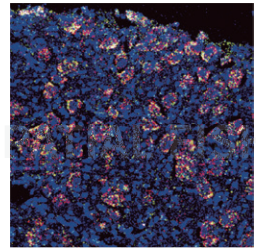

石蜡切片样品

应用多种物种类型

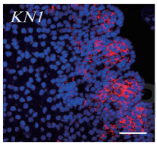

玉米

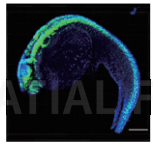

斑马鱼

小鼠



病毒

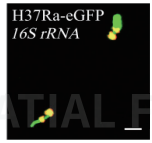

细菌

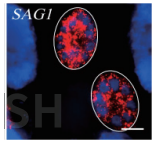

寄生虫

π-FISH rainbow原位杂交技术对于不同物种有良好的兼容性，目前已在常见**动物**（人、小鼠、斑马鱼）、**植物**（玉米）、**微生物**（细菌、病毒）以及**罕见生物**（丝盘虫，一种海洋多细胞后生生物）等物种类型进行了验证。在更多物种类型的持续应用，将为生物学各个领域提供强大的工具。

兼容多种RNA类型

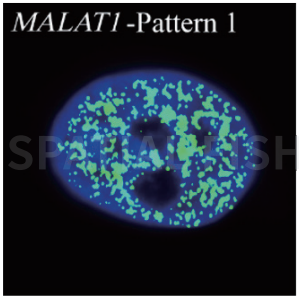

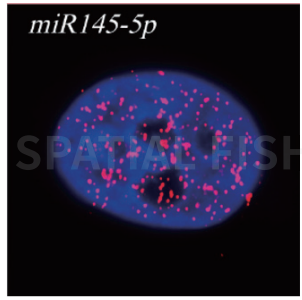

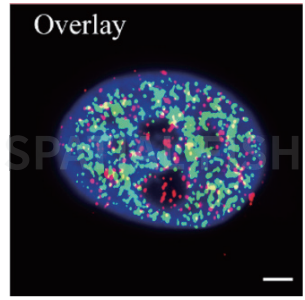

针对miRNA（miR-145）和 lncRNA（MALAT）等非常规mRNA类型有较好的兼容性和检测效率。

兼容多种发光成像方式

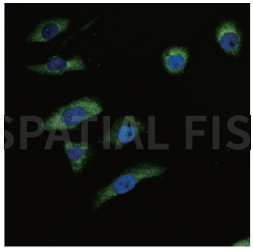

荧光直标
Alexa-488

点状信号，定量更加精准

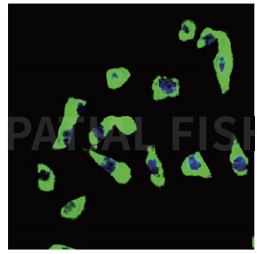

化学显色荧光
HRP+Tyramide-488

化学级联放大，检测灵敏度更好

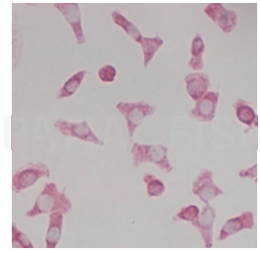

化学显色明场
AP+Fast Red

明场直接观察，更适合临床检测

应用场景

APPLICATION SCENARIO

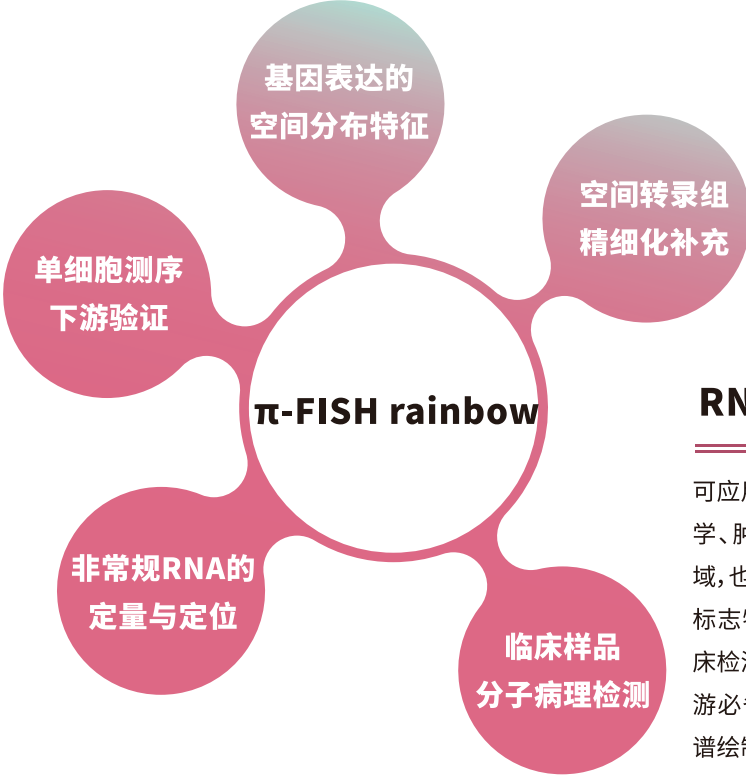

RNA FISH

可应用于神经生物学、发育生物学、肿瘤生物学等基础科研领域，也可应用于基于RNA水平的标志物与病原诊断等方向的临床检测。同时也是单细胞测序下游必备验证以及空间多组学图谱绘制的精细补充。

应用案例

CASE PRESENTATION

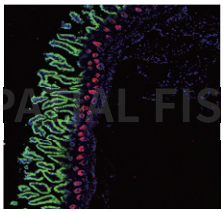
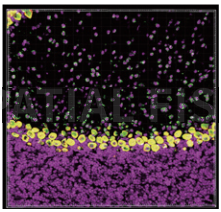
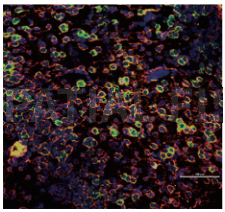

个性化定制多基因表达定位

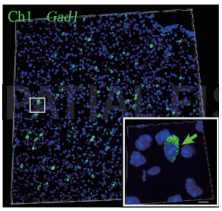

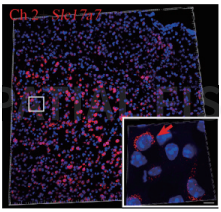

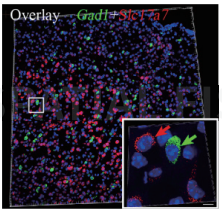

单细胞分辨率的基因表达分析

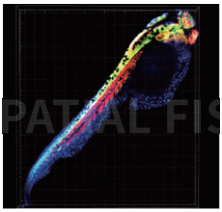

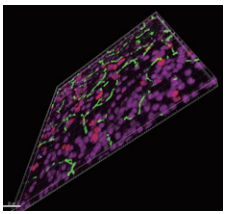

整胚(whole mount)水平和3D水平下基因表达图谱

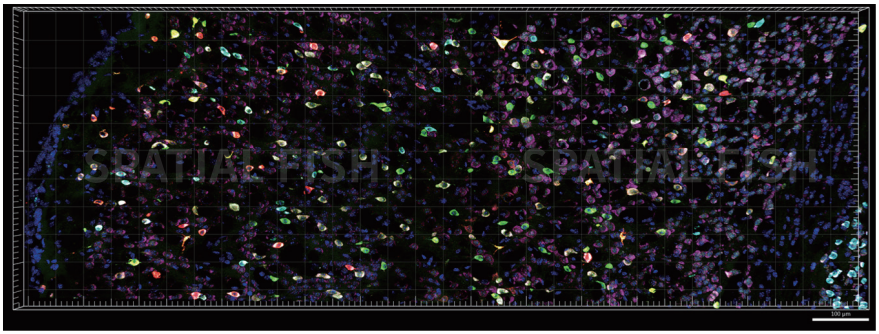

小鼠大脑皮层神经元Marker基因原位检测与空间重构

解码生命空间奥秘 引领临床精准诊断

Probing Spatial-Omics by "Spatial-FISH" Probes

鲲羽生物科技有限公司

Spatial-FISH Biotechnology Company Limited

邮箱：spatialfish@spatialfish.com

公司官网：www.spatialfish.com

公司地址：广东省深圳市光明区滨海明珠工业园

服务号 技术咨询 订阅号